

Industrial Internet of Things: A Systematic Literature Review and Insights

Yongxin Liao, Eduardo de Freitas Rocha Loures, and Fernando Deschamps

Abstract—The connection of embedded computing devices via the internet has dramatically changed the way people live. This concept has also been extended to the industrial sector. It not only provides a more reliable, real-time and secure communications, but also enables the smart factory concept in the fourth industrial revolution to be realized. However, in the current literature, there is still a lack of a formal and objective review that specifically focuses on this topic. This work aims to address this gap. First, the applied systematic literature review method is explained. Findings and insights are then illustrated through the analysis of the collected data related to the four research questions. Finally, the strengths and limitations of the work are summarized.

Index Terms—Industrial Internet of Things; Technologies; Standards; Implementations; Systematic Literature Review.

I. INTRODUCTION

THE coming of the fourth industrial revolution, with the emergence of the smart factory concept, has brought many challenges to traditional manufacturing organizations. As part of a “smart, networked world”, smart factories should be able to manage the growing complexity of their environments, be less prone to disruption, and also be capable of carrying out production more efficiently [1]. This is a paradigm shift from the existing centrally controlled manufacturing to decentralized manufacturing that has already started to take place through the enabling of barrier-free communication between manufacturing resources, people, and even individual products [2], [3]. The supporting backbone of this transformation is the integration of the Internet of Things (IoT) standards and technologies into the industrial processes [4]. Smart electronics are embedded into the production systems along the life cycle of a product, to dynamically build up a global or an internal information network [5], in what has come to be known as the Industrial Internet of Things (IIoT).

IIoT enables manufacturing organizations to extend their existing applications and even conceive new ways of operating. As an example, besides performing data mining in traditional areas such as machine health analysis or predictive maintenance,

some manufacturing industries have already begun to apply big data and analytics on the years of data collected from processes and products through IIoT to solve critical problems (e.g., the root cause for the low quality of products [6]). Moreover, as it is pointed out in the report from the International Data Corporation (IDC) [7], the worldwide spending on IoT is forecast to reach nearly \$1.4 trillion in 2021. The manufacturing operation spending in IoT is poised to remain the highest in Asia/Pacific (excluding Japan), United States and Western Europe. These driving forces have made the Industry 4.0 vision, namely “*a fully describable, manageable, context-sensitive and controllable or self-regulating manufacturing systems*” [1], become closer to the reality.

Going beyond reviews that focus on other research efforts, such as the review about the fourth industrial revolution [8], the analysis of Cyber-Physical Systems (CPS) and emerging IT trends [9], the review of technologies, trends and challenges in 5G IoT [10] and the algorithmic historiography of extant literature on IoT [11], the main objective of this work is to perform a literature review focused on the IIoT academic achievements in a systematic manner. More specifically, four research questions of interest are listed, as follows:

- 1) *Who is working on IIoT, when and where?*
- 2) *What are the main standards and technologies in IIoT to support communications?*
- 3) *What are the main IIoT research efforts?*
- 4) *What are the main IIoT implementations?*

The remaining of this paper is structured as follows. The Systematic Literature Review (SLR) method is introduced in Section 2. Section 3 presents the main SLR findings from both a more general perspective (the analysis of keywords and source journals) and a more specific perspective (the analysis of the data corresponding to each research question). Based on these results, Section 4 provides insights obtained from the SLR and identifies future IIoT research directions. Finally, Section 5 concludes this work and discusses its limitations and future perspectives.

II. SYSTEMATIC LITERATURE REVIEW METHOD

In this SLR, both qualitative and quantitative analysis methods were integrated and applied [12], [13]. This approach

This work was supported by the Coordination of Improvement of Higher Education Personal (CAPES) in Brazil.

Yongxin Liao, Eduardo de Freitas Rocha Loures, and Fernando Deschamps are with the Graduate Program in Production and Systems Engineering, Pontifícia Universidade Católica do Paraná, Rua Imaculada Conceição 1155,

Prado Velho, 80215-901, Curitiba, Brazil. (e-mails: yongxin.liao@pucpr.br, eduardo.loures@pucpr.br and fernando.deschamps@pucpr.br).

Copyright (c) 2012 IEEE. Personal use of this material is permitted. However, permission to use this material for any other purposes must be obtained from the IEEE by sending a request to pubs-permissions@ieee.org

is better described next.

A. Article Collection, Inclusion and Exclusion

The collection of articles started by defining a search string. This string is composed of three search terms: “*Industrial Internet of Things*”, “*Industrial IoT*”, and “*IIoT*”, with the logic operator “*OR*” in between them. Three reference databases were used: the *Scopus* abstract and citation database, the *IEEE Xplore* digital library, and the *Science Direct* platform. The articles should satisfy the following conditions: they must be published online before August 2017; search terms must appear in their titles, abstracts, and keywords; and they must be published in peer-reviewed journals. To be more objective, as can be seen from Table I, eight exclusion criteria and four inclusion criteria were defined.

A fast filtering process was carried out to exclude those articles that fulfill the exclusion criteria *DA*, *WF*, *WC*, *NEA*, and *NRA* in Table I. The remaining articles that entered the first round of the review process had their titles, abstracts and keywords examined. Articles that fulfill the exclusion criteria *NR*, *WR* and *IR* in Table I were excluded. The remaining articles after the first round went through the second round of the review process and had their full-texts analyzed. They were classified according to the four inclusion criteria (*RS*, *TS*, *ES* and *PS* in Table I), and had, in parallel, data of interest collected.

B. Data Collection

For each included article, two kinds of data were collected. The first kind is the basic data related to the articles themselves: *titles*, *keywords*, and *journals* in which articles were published. The second kind is the specific data that can be used to answer each research question listed in Section I.

For *Q1* “*Who is working on IIoT, when and where?*”, the data of interest are: the *authors* and *publication years* of the articles; the *institutions* of the *authors* (only taking into account the institutions that are explicitly written in the title page of the articles); and the *geographical locations* of the *institutions*.

For *Q2* “*What are the main standards and technologies in IIoT to support communications?*”, the data of interest are the *communication standards* and *technologies* that are enumerated, discussed, or improved. In most instances, the collected data can be used to represent both the standard and the technology, such as, ZigBee and ISA 100.11.a. In other instances, they should be distinguished – e.g., WiFi is a technology based on the IEEE 802.11 standard. Furthermore, the limitations of the standards and technologies were also collected.

For *Q3* “*What are the main IIoT research efforts?*”, the data of interest are: the summarized *research questions* that each included article addresses; the summarized *solutions* for each *research question*; and the related *features* that the *solutions* intend to provide. These data were collected from the articles that are classified as *TS*, *ES* and *PS*.

For *Q4* “*What are the main IIoT implementations?*”, the data of interest are: the *industries* that participated in the IIoT implementations; the *geographical locations* of these *industries*; and the *main functions* of the IIoT implementations. These data

TABLE I
INCLUSION AND EXCLUSION CRITERIA WITH THEIR EXPLANATIONS

I/E	Criterion	Explanations
Exclusion	Duplicate Articles (DA)	The same article that appears multiple times in one or more databases.
	Without Full-text (WF)	The authors of this work are without access to the full-text of the article.
	Wrong Categorization (WC)	The source of an article is misclassified. For example, the <Procedia Engineering> is a collection of conference proceedings but not a peer-reviewed journal.
	Non-English Article (NEA)	The article is not written in English.
	Non-Research Article (NRA)	The article is not a research article, e.g., an editorial note.
	Non-Related (NR)	The definition of IIoT is out of the research context of this work, namely, the concern of IIoT is outside manufacturing context.
	Wrongly Related (WR)	The characters in an article is miss matched during the text conversion (in case of old articles). For example, recognizing the image “Hot” or “not” as the “iiot”.
Inclusion	Implicitly Related (IR)	The article doesn’t explicitly express its research focus on IIoT. Instead, IIoT only appears once in the article Highlights or its Authors’ Biographies.
	Review or Survey (RS)	The article presents a review or a survey related to IIoT.
	Theoretical Solution (TS)	The article aims to solve some specific IIoT research problems, and gives only some theoretical propositions.
	Experimental Solution (ES)	The article aims to solve some specific IIoT research problems, gives some solutions, and provides laboratory experiments.
	Practical Solution (PS)	The article aims to solve some specific IIoT research problems, gives some solutions, and provides industrial implementations.

were collected from the articles that are classified as *PS*.

C. Data Analysis

The collected data were processed by qualitative research methods, and then quantitatively illustrated. More specifically, four qualitative data analysis methods were applied: data denoising, data confirmation, data enrichment, and data categorization.

Data denoising was performed to unify data expressions due to the fact that: *keywords* (collected for the general data analysis); *authors*, *institutions*, and *geographical locations* (collected for *Q1*); and *standards* and *technologies* (collected for *Q2*) might be expressed in different languages, in the form of abbreviations, or using synonyms.

Data confirmation was carried out to increase the reliability of the *standards* and *technologies* (collected for *Q2*). Because of the large amount of data that was manually extracted by studying the full-texts, a qualitative analysis tool, named ATLAS.ti [16], was employed in a double-check for guaranteeing the correctness of this data collection.

Data enrichment was performed to enhance the original data of interest with additional information. For the general data analysis, *subject areas and categories* (based on the Scimago Journal & Country Rank [17]) of the journals that published the articles in this study were supplemented. For *Q2*, to better understand every collected *standard* and *technology*, their scientific background was supplemented and studied.

Data categorization was used to improve statistical and

graphical data descriptions through classification of the collected data into corresponding categories. For *Q1*, the Ontological Class Hierarchy [19] approach was applied to group the *keywords* that shared similar natures. For *Q2*, related *standards* and *technologies* were organized according to the Industrial Internet Connectivity Framework (IICF) proposed by the Industrial Internet Consortium [20]. For *Q3*, the research efforts were firstly positioned into the Reference Architecture Model for Industry 4.0 (RAMI 4.0) [21], and then analyzed based on their main features. For *Q4*, the participating industries were classified according to the North American Industry Classification System (NAICS) [22].

III. SLR FINDINGS

Fig. 1 shows the steps of the SLR and the number of included and excluded articles. Section III-A presents the general analysis of the collected *keywords* and *journals*. Section III-B provides a more specific data analysis for each research question (from *Q1* to *Q4*).

A. General Data Analysis

1) Analysis of Keywords

Among the 94 included articles, 85.1% of them (80 articles) have explicitly provided keywords in their full-texts, in a total of 439. The data categorization process followed the notion of the Subclass Axioms in Ontology (all the members of a class are the members of its super class), but not the composition (a compound is made up of several elements). Therefore, the “*is a kind of*” rule was employed to verify the correctness of the categorization. For example, “*Green Cloud Computing*” can be

considered a subclass of “*Cloud Computing*”. However, “*Smart Warehouse*” is just a part of “*Smart Manufacturing*”, but not a subclass of it.

As can be seen from Fig. 2, besides the two keywords present in the search terms (*IoT*, which appears 28 times, and *IIoT*, which appears 46 times), the most frequent keywords are listed in descending order. An overview of the current IIoT academic research can be summarized into the four points discussed next.

First, “*Wireless Sensor Networks*”, “*Industry 4.0*”, “*Machine-to-Machine Communications*”, “*Cyber Physical Systems*” and “*Multi-Agent Systems*” turn out to be the five main IIoT application fields.

Second, many research efforts related to IIoT have been dedicated to guarantee “*Security*”, to maintain “*Quality of Services*”, to enable “*Smart Manufacturing*”, and to improve “*Energy efficient*”.

Third, advanced computing technologies (such as “*Big Data Analytics*”, “*Cloud Computing*”, and “*Fog Computing*”) and emerging connectivity standards (such as “*Time Slotted Channel Hopping/IEEE 802.15.4e*”, and “*IPv6 over the TSCH mode of IEEE 802.15.4e*”) have either been adopted or enhanced by IIoT.

Finally, as one of the key enablers of IoT, from the perspective of localization and communication [23], “*RFID*” also finds its own way to contribute to IIoT.

2) Analysis of Journals

The included articles were published by 55 different journals. Among these journals, 67.3% (37) have published only one article that is explicitly related to IIoT. From the other 18 journals (32.7%) that published two or more articles related to IIoT, as illustrated in Fig. 3 (a), both the IEEE Systems Journal and the IEEE Communication Magazine have five articles each and appear to be the most relevant IIoT journals.

Furthermore, based on the subject areas and categories of the identified journals, except from 3.6% (2 journals) that do not provide this information, 14 major thematic categories were identified, as can be seen in Fig. 3 (b). “*Computer Science*” is covered by 37 journals and “*Engineering*” is covered by 33 journals. These are the two most relevant subject areas for IIoT. More precisely, “*Computer Networks and Communication*” is covered by 18 journals (see Fig. 3 (c)) and “*Electrical and Electronic Engineering*” is covered by 21 journals (see Fig. 3 (d)). These are the two major IIoT relevant subject categories.

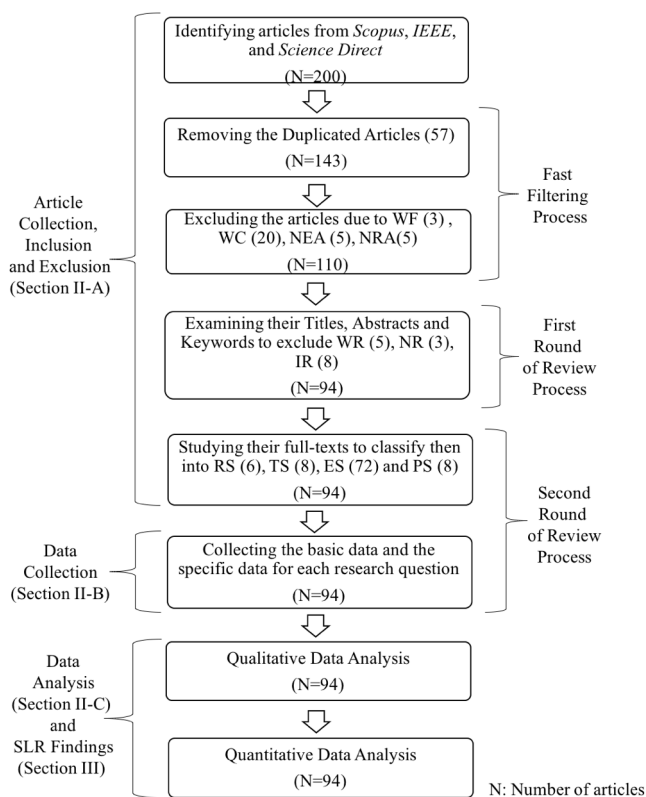


Fig. 1. The Systematic Literature Review Flow Chart

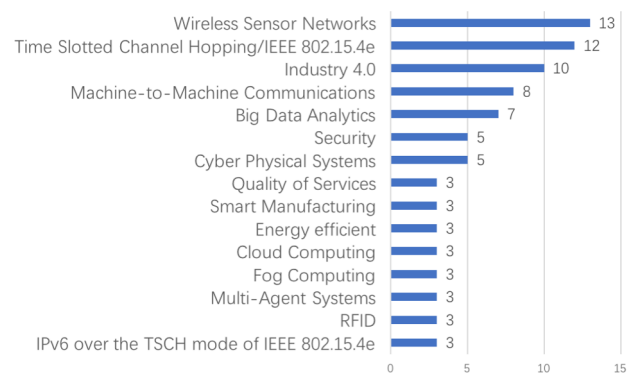
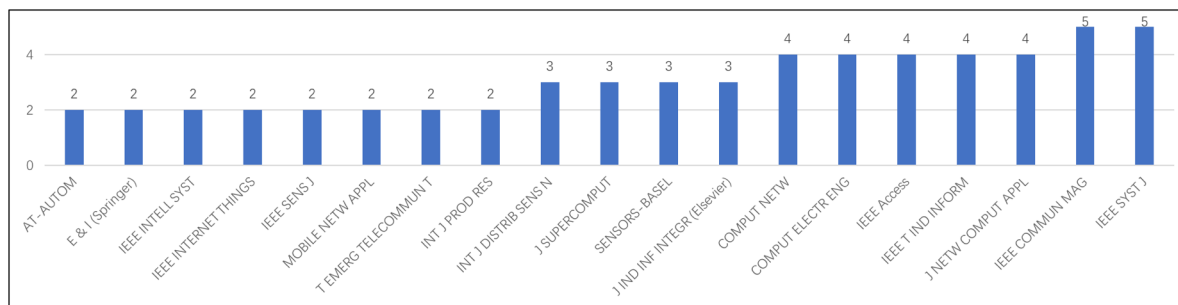
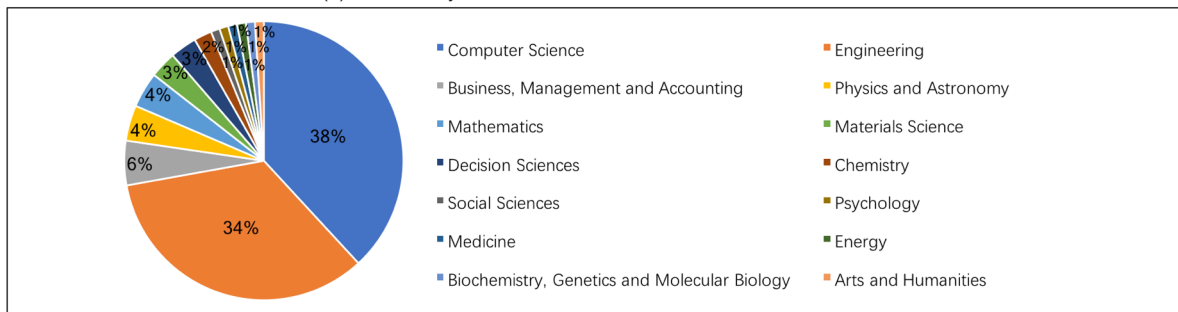


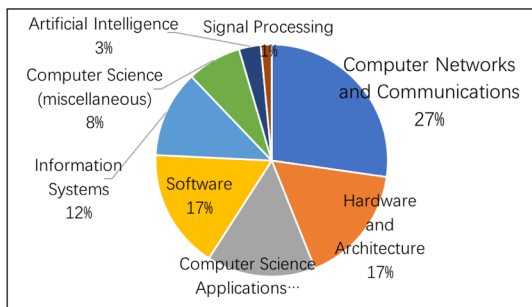
Fig. 2. List of the Most Frequent Keywords.



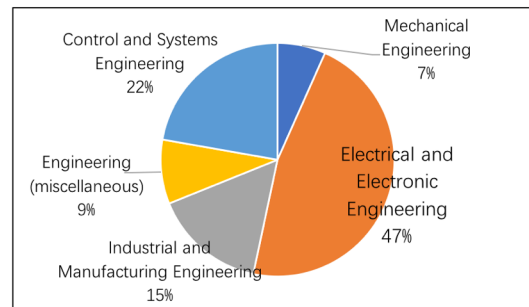
(a) The list of journals that contain more than one included IoT article



(b) The major thematic categories

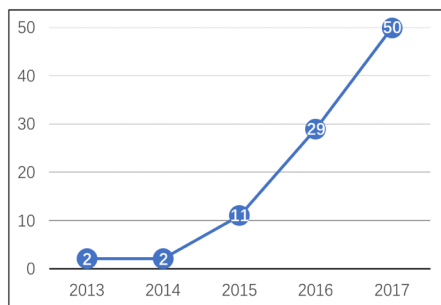


(c) The relevant subject categories of computer science

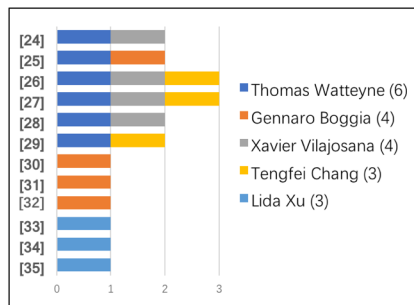


(d) The relevant subject categories of engineering

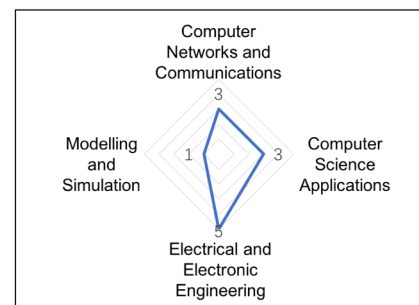
Fig. 3. The Analysis of Relevant Journals: Number of Included Articles, Subject Areas and Categories.



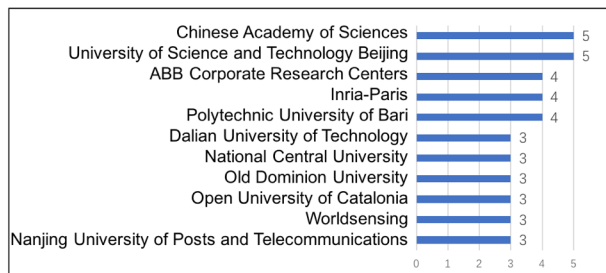
(a) The number of included articles by publication year



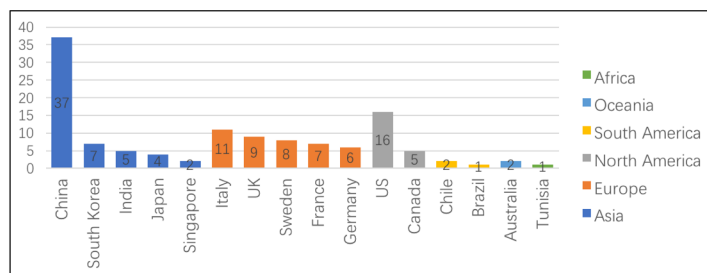
(b) The authors with more than 2 IoT journal articles



(c) The relevant subject categories of [18-23]



(d) The institutions with more than 2 IoT journal articles



(f) The countries with the largest number of IoT journal articles in each continent

Fig. 4. The Data Analysis for Q1: Years, Authors, Institutions, and Countries

B. Specific Data Analysis

1) Data Analysis for Q1

As shown in Fig. 4 (a), in 2013 and 2014, the number of IIoT academic contributions remains at 2 articles per year. Then, from 2015, a rapid upward trend appears. The number continues to grow from 11 articles in 2015 to 50 articles in 2017.

These articles are the contributions of 355 authors. On the one hand, the vast majority of authors have only participated in 1 (91.5%, 325 authors) or 2 articles (7.1%, 25 authors). On the other hand, there exist 5 authors (1.4%) that have participated in 3 or more articles [24]–[35]. Based on articles co-authorship, as illustrated in Fig. 4. (b), it can be seen that *Thomas Watteyne*, who took part in 6 IIoT articles [24]–[29], has a close collaboration with two other authors: *Xavier Vilajosana* (4 co-authored articles) and *Tengfei Chang* (3 co-authored articles). Additionally, as shown in Fig 4 (c), the subject categories of the journals, where those 6 articles come from, indicate one promising combination of domains for IIoT research: “*Electrical and Electronic Engineering*”, “*Computer Networks and Communication*”, “*Computer Science Application*”, and “*Modelling and Simulation*”.

Article authors are from 157 different institutions that can be divided into three main categories: 125 universities, which account for 79.6% of the total institutions; 22 companies or corporate research centers that make up 14.0%; and the remainder are 10 national or independent research centers (6.4%). Moreover, as can be seen from Fig. 4 (d), the “*University of Science and Technology Beijing*” (5 articles), the “*ABB Corporate Research Centers*” (3 articles from the Swedish division and 1 from the German division), and the “*Chinese Academy of Sciences*” (3 articles from the Beijing division, 1 from the Wuhan division, and 1 from the Changchun division) published the largest number of IIoT articles in the three above-mentioned categories respectively.

Those institutions are located in 31 different countries. In particular, 69.1% of the included IIoT journal articles (65) have the participation of European institutions. Asian institutions

take part in 58 articles (61.7%), North American institutions participate in 21 articles (22.3%), and South American, Oceania and African institutions only appear in 5 articles (5.3%). Furthermore, Fig. 4 (f) enumerates the five countries with the largest number of IIoT journal articles in each continent (in case of less than five countries with articles published in a continent, all are listed). It can be noted that, although Germany has been the initiator of Industry 4.0, German institutions have contributed less than other countries with journal articles that are explicitly related to IIoT. Instead, as one of the largest world manufacturing hubs, the institutions in China have already shown their importance.

2) Data Analysis for Q2

In total, 123 communication standards and technologies were collected from the 94 included IIoT articles. More than half of them (53.7%) appeared in less than 3 articles. The rest of them (47.3%) were more frequently mentioned. To better illustrate and analyze them, the five-layer connectivity Stack Model in the IICF [20], which is specifically proposed for capturing all industrial internet connectivity requirements, is employed.

The definitions of the IICF layers are briefly introduced as follows: the *Physical Layer* refers to the exchange of the digital signals between participants over a shared substratum, which can be either wired or wireless physical medias; the *Link Layer* refers to the exchange of digital frames between participants; the *Network Layer* refers to the exchange of packets between participants; the *Transport Layer* refers to the exchange of information (bits and bytes) between participants through using an unambiguously defined communication protocols; the *Framework Layer* refers to the exchange of information in a shared data structure between participants. In this layer, common protocols are used to unambiguously define the data structure and to exchange data.

As can be seen from Fig. 5, the communication standards and technologies identified in this study are shown in the corresponding layers with the numbers of included articles that enumerate, discuss, or propose improvements to them. They

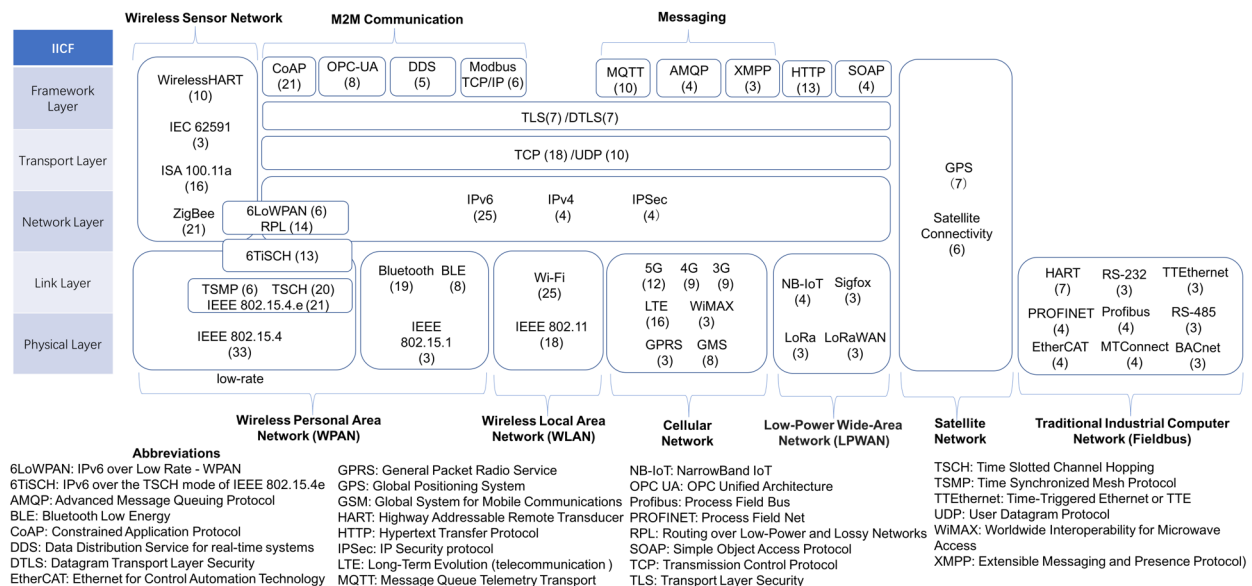


Fig. 5. Data Analysis for Q2: The IIoT Communication Standard and Technology Stack.

can be classified into six main groups: *Wireless Personal Area Network (WPAN)*, *Wireless Local Area Network (WLAN)*, *Cellular Network*, *Low Power Wide-Area Network (LPWAN)*, *Satellite Network*, and *Traditional Industrial Computer Network (Fieldbus)*.

First, there exist 3 popular *Wireless Sensor Network* Technologies: ZigBee, ISA 100.11a, and WirelessHART. They are all based on the Low-Rate Wireless Personal Area Networks (LP-WPANs) standard, namely, IEEE 802.15.4.

Second, compared to wired communication (e.g., IEEE 802.3 Ethernet, which only appears in one of the included articles), wireless technologies (such as IEEE 802.14.5, Wi-Fi and Bluetooth) turn out to be the mainstream in IIoT. Moreover, as the successor of IPv4, IPv6 is frequently mentioned in IIoT studies.

Third, taking advantage of the wide coverage and appropriate bandwidth, standards and technologies in the *Cellular Network* group, especially the upcoming 5G, have already become one important research branch of IIoT. A more detailed review about the state of the art of 5G IoT can be found in the work of Li *et al.* [10].

Fourth, even if the LPWAN standards and technologies (such as *LoRa*, *Sigfox*, and *NB-IoT*) have only been mentioned by five of the included articles, there is a rapidly growing research interest in this area, with only 1 article published in 2016 and 4 articles published in 2017.

Fifth, compared to the other groups, the standards and technologies in the *Satellite Connectivity* group, that includes *GPS*, are usually used as enumeration terms that are listed together with others. There are few IIoT articles that specifically focus on them.

Finally, because the standards and technologies in the *Fieldbus* group, such as *HART* and *PROFINET*, are still employed by many legacy manufacturing systems, the effective and efficient integration of IIoT with them remains a challenging task.

3) Data Analysis for Q3

The analysis of the *research questions* and the corresponding *solutions* from the articles that were classified as *TS*, *ES*, and *PS* in Table I (88 articles in total), is used to summarize the state of the art of IIoT research.

Nearly one-fifth of the articles (19.3%, 17 articles) propose general approaches [36]–[38], frameworks [39]–[43], or architectures [44]–[52] that cover most or all of the Product Life Cycle Phases, Hierarchy Levels, and Layers in RAMI 4.0 [21]. Therefore, to better highlight and compare current IIoT research efforts, only the remaining 71 articles (80.7%) are classified and illustrated in Fig. 6 according to these three RAMI 4.0 perspectives.

First, almost three quarters (73.8%) of the articles raise *research questions* whose issues are either related to industrial internet networks (47.7%, 42 articles) or manufacturing data (26.1%, 23 articles). From the Product Life Cycle perspective of RAMI 4.0 (the horizontal axis of the cube in Fig. 6), these concerns are associated with the *Production* phase, in which, products are manufactured on the basis of a more general type.

Second, based on the Hierarchy Levels perspective of RAMI 4.0 (the diagonal axis of the cube in Fig. 6), 41 articles (46.6%) propose *solutions* to optimize industrial internet networks, which turn out to be the most important type of IIoT propositions at the shop floor execution level (including the *Field Device*, *Control Device*, *Station* and *Work Center* levels). Moreover, at the supervisory management level (including the *Enterprise* and *Connected World* levels), *solutions* are predominantly about data analysis method (19.3%, 17 articles) and data protection strategies (4.5%, 4 articles).

Third, according to the Layers perspective of RAMI 4.0 (the vertical axis of the cube in Fig. 6), the majority of contributions are in the *Communication* and *Information* layers, accounting for 46.6% of contributions (41 articles). The *Function* and *Business* layers rank second, with 26 articles having dedicated their research efforts to them (29.5%).

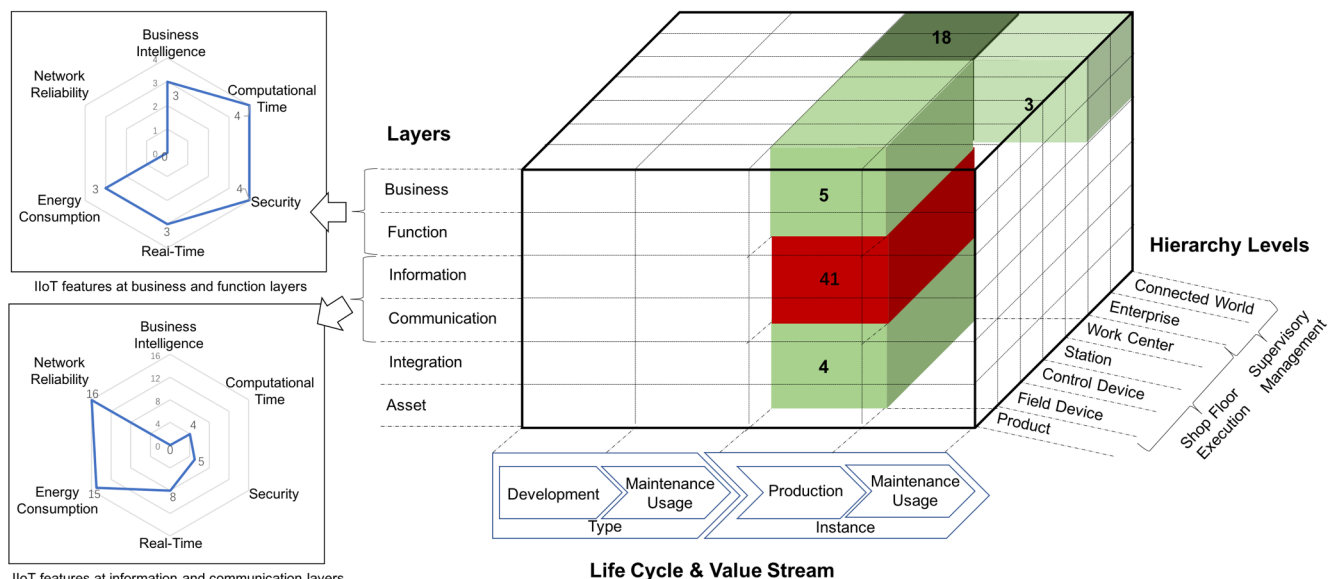


Fig. 6. Data Analysis for Q3: State of the Art IIoT Research Efforts in RAMI 4.0

Finally, analyzing the main features that these articles intend to provide, it can be noted that higher *Network Reliability*, lower *Energy Consumption*, and *Real-Time* data exchange are the major motivations at the *Communication* and *Information* layers. In comparison, shorter *Computational Time* and robust *Security* strategies receive more attention than other features at the *Function* and *Business* layers.

4) Data Analysis for Q4

The transformation of academic achievements into industrial applications is one of the most important purposes of IIoT research. In this SLR, as can be seen from Table II, there are 8 articles (8.5%) that are either applying their propositions in real-world industrial environments [39] [43] [44] [53] [54] [55] or directly using data collected from real-world production lines [6] [56]. 10 organizations from 7 countries (3 from Europe, 2 from Asia, 1 from North America, and 1 from South America) participated in these studies. The NAICS [22] is used to classify them based on the main products that they manufacture.

According to this classification, the “221 Utilities” appears to be the most popular subsector, with applications in 4 organizations. Three articles [39] [44] [54] propose wireless sensor network solutions to improve the real-time and reliability of data collection for industries that belong to “2211 Electric Power Generation”. One article [56] presents a heterogeneous device data ingestion model to unify collected data from multiple sources in a heating water provider (“2213 Water, Sewage and Other Systems”).

The second most popular subsector is “336 Transportation Equipment Manufacturing”, with applications in 3 organizations that either produce Motor Vehicles (3361) or Motor Vehicle Parts (3363). One work [53] develops an intelligent scheduler to plan the individual packets of the different streams by taking into account physical layer interference. Another work [6] presents a manufacturing analytics method to identify the root causes for the low quality of products. Finally, there is a work [55] that provides a model for the implementation of a smart assembly line, with the use of IIoT, in car manufacturing.

Moreover, IIoT applications also can be found in organizations from subsector “334, Computer and Electronic Product Manufacturing” (to provide IIoT technologies and solutions [43]), “211, Oil and Gas Extraction” [44] (to allow critical data publishing and distributed sensing), and “311, Food Manufacturing” [56] (to collect, analyze, and store data from multiple sources).

IV. DISCUSSION

A. Related Works

Among the 94 included articles, 6 articles (6.4%) are classified as *RS* in Table I (3 review articles [35], [57], [58] and 3 survey articles [59]–[61]).

The first review article [35] was published in 2014. It presents a review about IoT, its key enabling technologies, IoT applications in industry, and discusses research trends and challenges. However, though it claims its main contribution is the systematic summarization of the state-of-the-art of IoT in industry, two major limitations should be noted. One is the

TABLE II
THE IIOT RESEARCH WITH INDUSTRIAL APPLICATIONS

Ref.	Year	Industry Name	Country	Main Product
[53]	2017	N/A (Confidential)	Belgium	Car and Truck
[6]	2017	Robert Bosch LLC	USA	Car Parts
[44]	2017	IdroLab plant	Italy	Electric Power
		Petro Ecuador Esmeraldas Refinery	Ecuador	Oil & Gas
[39]	2017	General Electric Power Manufacturing	USA	Electric Power
[54]	2017	N/A	N/A	Electric Power
[55]	2016	Mercedes-Benz	Germany	Car
[56]	2016	Longda Foodstuff Group Co., Ltd	China	Foodstuff
		Jinan District Heating Limited Company	China	Heating
[43]	2015	NEC	Japan	Electronics

content that is specifically related to IIoT, which only covers around 10% of its overall content of the paper. Moreover, differently from a regular systematic review, its review method is implicit, similar to a subjective narrative review [62], which decreases the reliability and makes reproduction of results by others difficult [63].

The second review article [57] was published in 2016. It takes an IIoT communication technology perspective, and presents an opposite opinion in relation to the previous review article [35]. It declares that technologies employed so far (such as, Zigbee, Wifi, and GPRS) are not able to fully cover the strict requirements of industrial networks (e.g., energy efficiency). Thus, it dedicates its research effort on the review and comparison of current LPWAN-based solutions and the discussion of their key challenges.

The third review article [58] was published in 2017. It envisions that the advent of fifth-generation (5G) networks will bring together all the common standards and communication requirements by integrating multiple heterogeneous access technologies. The article also overviews several recent wireless power and data transfer solutions and technologies, both near-field and far-field.

The first survey article [59] was published in 2016. Its main objective is to answer how does IIoT influence business models of established manufacturing companies with respect to different industrial segments. The expert interviews were carried out in 69 manufacturing companies from the five most important German industries to address that research gap.

The second survey article [60] was also published in 2016. It focuses on giving an answer to how a smart city production system can change future supply chain design. Hence, an integrated framework was developed, firstly, to understand the interplay between smart cities production systems and supply chains, and then to support interview construction and data analysis in its study.

The third survey article [61] was published in 2017. It presents a survey to analyze and compare the effects of digitalization on future processes of manufacturing companies in a highly industrialized country (Germany) and a major emerging industrial economy (China). Questions raised in this

work address two main dimensions: environment and social sustainability.

Therefore, to the authors' knowledge, in the present literature, there is still a lack of a more formal and objective systematic review that is specifically focused on IIoT and analyses it from multiple perspectives. The contributions that are made in this work, as mentioned in Section I, can be used to address this issue.

B. Industry 4.0 vs IIoT: An Academic Comparison

Among the 94 included IIoT articles, 35 (37.2%) contain the term "Industry 4.0" (or "Industrie 4.0") in their full-texts. In more than half of those articles, these terms either appear only in the titles of their references (6 articles) or do not provide an explicit description of their relationship with IIoT (12 articles). In the remaining articles, there are 16 articles that consider IIoT as another name (4 articles), as a similar approach (3 articles), as a component (5 articles) or as a supporting technology (4 articles) of Industry 4.0. Furthermore, there also exists one article that introduces Industry 4.0 as one of the research and standardization groups (like the Industrial Internet Consortium [64], [65]) that develops IIoT technologies. Thus, to avoid this kind of confusion in future IIoT research, an unambiguous explanation of this relationship is indispensable.

First, from a geographical location perspective, "Industrie 4.0" is a term that was created in Germany and first appeared at the Hannover Fair in 2011 [4]. Since then, it started to attract increasing attention all around the world [76]. Therefore, the participation of German institutions can be found in most of the Industry 4.0 publications [8]. However, based on the data analysis for Q1 (Section III-B-1)), in IIoT research, the Chinese institutions have shown their prominence.

Second, from a publication time perspective, academic research on IIoT and Industry 4.0 both have just started within the last decade. In particular, according to the *Scopus* abstract and citation database, the earliest conference papers and journal articles that contain the term IIoT in their full-texts (2010, e.g., [66]) is two years earlier than the ones containing Industry 4.0 (2012, e.g., [67]).

Third, from a journal categorization perspective, even though the major thematic categories of the relevant journals in both of them are consistent ("*Computer Science*" and "*Engineering*"),

the detailed subject categories suggest some differences. More precisely, IIoT journals turn out to be more focused on "*Computer Networks and Communications*" and "*Control and System Engineering*" (based on the general data analysis in Section III-A). By contrast, journals that publish Industry 4.0-related research are more closely associated with "*Software*" and "*Industrial and Manufacturing Engineering*" [8].

Fourth, to better highlight the differences from a research efforts perspective, the collected *research questions, solutions and features* for Q3 (Section III-B-3)) are also used to classify the included IIoT articles into the eight priority areas for action recommended by the National Academy of Science and Engineering [1]. As illustrated in Fig. 7, in Industry 4.0 research, besides "*Standardization and Reference Architecture*" and "*Resource Productivity and Efficiency*", which attract the majority of its research efforts, most of the other areas receive a more balanced attention [8]. In contrast to this, on the one hand, IIoT research dedicates nearly a half of its research efforts to "*Delivering a Comprehensive Broadband Infrastructure*". On the other hand, compared to Industry 4.0, the areas of "*Work Organization*" and "*Training and Continuing Professional Development*" are much less prominent in IIoT.

According to this data-based comparison just presented, a conclusion can be drawn: IIoT is neither simply equivalent to nor just a part of Industry 4.0. It is an emerging approach that focuses on the "*Computer Networks and Communications*" area, to deliver "*a Comprehensive Broadband Infrastructure*", which is one of the mandatory requirements for Industry 4.0.

C. Network Coexistence in IIoT

To transform existing production equipment along the life cycle of a product into a smart and networked manufacturing system, the integration of IIoT communication standards and technologies is indispensable. However, due to the fact that there are different groups of networks (as illustrated in Section III-B-2)), choosing which network standards and technologies are more appropriate for a given application becomes a critical issue. In the current literature, different opinions have been given. Based on the collected limitations of those standards and technologies and the grouping of Section III-B, Table III illustrates the main limitations for each network group. They are mainly associated with energy consumption, cost, signal

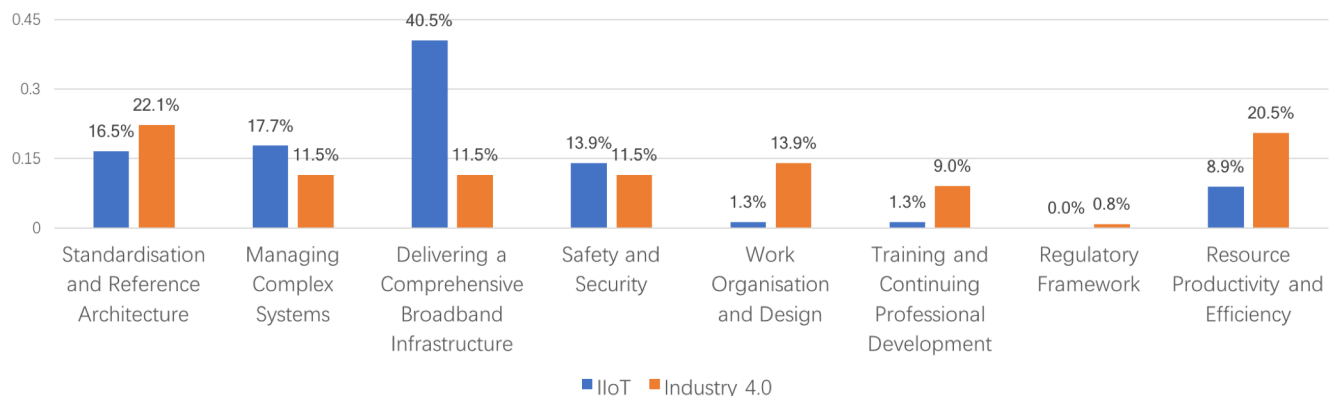


Fig. 7. The Comparison of IIoT and Industry 4.0 based on the Eight Priority Areas for Action

range and data rate, which are analyzed next.

First, energy consumption has become one of the most important criteria for IIoT. Among the listed network groups, half of them (WLAN, Cellular Network, and Satellite Network) have the drawbacks of not being of low power consumption or being of high power consumption. However, these three network groups could provide a higher data rate if compared to the others (such as Low-Rate WPAN and LPWAN).

Second, even though both Cellular Network and Satellite Network groups are considered as high cost alternatives, they could provide a wider signal range than other network groups (such as WLAN and WPAN).

Lastly, LPWAN is the only group that can be considered as a candidate to satisfy both the low cost and the long signal range criteria.

To summarize, none of the existing network groups can provide the best performance from all perspectives. Namely, lower energy consumption, higher data rate, lower cost, and wider signal range. Therefore, the coexistence of multiple types of networks, to deal with different requirements in different situations, will appear in most of the IIoT industrial applications.

D. Research Trends

IIoT has been attracting increasing attention from different universities, companies, corporate research centers, and national or independent research centers from all around the world (see Fig. 4 (d) and Fig. 4(f)). A fast-growing number of academic contributions and industrial applications was seen between 2015 and 2017: the number of IIoT articles grew by 354% (see Fig. 4 (a)) and the number of reported IIoT implementations grew by 400% (see Table II). Nevertheless, according to this SLR, several future IIoT research directions can be suggested.

The data analysis for Q2 (Section III-B-2)) illustrates the multiple standards and technologies in IIoT that support communication in each IICF layer. Furthermore, the coexistence of networks to fulfill different needs is also appearing to be unavoidable in smart and networked factories (Section IV-C). This situation, in some cases (e.g., the coexistence of WLAN and WPAN technologies that compete for the same radio resource), might cause interference and lead to undesirable effects, like high package loss rate. Even though, this critical issue is possible to be addressed by channel hopping technologies [68], trade-offs exist: the procedure is time consuming and reduces network throughput [69]. Therefore, the efficiency improvement of the methods that address interference problems and the proposition of a more mature network selection strategy will become two IIoT research hotspots.

The data analysis for Q3 (Section III-B-3)) not only shows that current IIoT research efforts are mainly focusing on the issues during the *Production* phase of a product's life cycle (from the Life Cycle & Value Stream perspective of RAMI 4.0) but also indicates two other missing puzzle pieces. More specifically, from the Hierarchy Level perspective, although the shop floor execution level and the supervisory management level have both received a great deal of attention, there is still a

TABLE III
THE MAIN LIMITATIONS OF EACH NETWORK GROUP

Network Group	Main Limitations from Included IIoT Articles
WLAN	1) Not low power consumption [24][73][37][57] 2) Difficult to guarantee the latency [53][39][74] 3) Do not provide the determinism and robustness levels required by industrial applications [24][57][69]
WPAN	1) Routing algorithms or channel hopping mechanisms may increase overall network power consumption [57][69] 2) Complexity and interference issues caused by the increment of the network size [57] 3) Low data rate but longer battery life [57]
Cellular Network	1) High cost [57][39] 2) High level of power consumption [39]
LPWAN	1) Low data rate [57]
Satellite Network	1) High level of power consumption [57][68] 2) High cost [57] 3) Not suitable for the indoor positioning [68]
Fieldbus	1) Interoperability issues [39][75] 2) Ongoing cable reduction trend: from analog to digital communication over bus networks [69] 3) The number of available data are limited [39]

lack of IIoT research that is specifically dedicated to the product level. Additionally, from the Layers perspective, the integration and asset layers, compared with the other four upper layers, are the most neglected ones. Hence, more research efforts, especially for these two missing parts, are required to make the IIoT puzzle more complete.

The data analysis for Q4 (Section-III-B-4)) identified eight articles that present IIoT industrial applications, which only account for 8.5% of the total included articles. Moreover, among the 20 main economic activity sectors from NAICS, participating organizations in these studies belong to only three sectors (namely “*Sector 21 Mining, Quarrying, and Oil and Gas Extraction*”, “*Sector 22 Utilities*”, and “*Sector 31-33 Manufacturing*”). Additionally, for those organizations which are in the manufacturing sector, the “*311, Food Manufacturing*”, the “*334, Computer and Electronic Product Manufacturing*” and the “*336 Transportation Equipment Manufacturing*” subsectors are the only three out of twenty-one subsectors that have IIoT implementations described in the literature. Thus, because this proportion in the manufacturing sector is very low (14.3%), more practice-oriented research is needed to transform academic achievements into industrial applications in other subsectors.

V. CONCLUSION

This study provided an unambiguous literature review that specifically focused on IIoT in a systematic manner. Data were collected from the screening of the full-texts of 94 journal articles (Section II) selected according to well-defined inclusion and exclusion criteria. The contents of these articles were used for both a general data analysis about keywords and journals (Section III-A), and a specific data analysis related to four research questions of interest (Section III-B). Furthermore, four main insights were obtained through this SLR. The importance of this study was highlighted based on the discussion about its related works (Section IV-A). The key differences between Industry 4.0 and IIoT were pointed out to avoid further confusions (Section IV-B). The coexistence and limitations of multiple IIoT standards and technologies in one application

were investigated (Section IV-C). In the end, several research directions were outlined for the future of IIoT research (Section IV-D).

In addition to the above contributions, two main limitations of this work should also be noted. First, this SLR only considered journal articles, not conference papers. It could be more comprehensive if all types of scientific contributions were taken into account. However, in such case, the number of relevant original research papers would become much higher than the ideal paper number (<300) for an appropriate SLR [13]. Second, the SLR could be more accurate (e.g., with the possibility to track the earliest year of IIoT journal articles back to 2011) and more complete (e.g., to give all aspects of information related to IIoT industrial applications) if the missing data (such as, the three articles that are classified as *WF* in Table I [70]–[72] and the confidential information in Table II) were available, although this only accounts for a very small proportion of missing information.

REFERENCES

[1] National Academy of Science and Engineering, “Recommendations for implementing the strategic initiative INDUSTRIE 4.0,” ACATECH, Frankfurt, Germany, Tech. Rep. Apr. 2013.

[2] M. Hermann, T. Pentek, and B. Otto, “Design Principles for Industrie 4.0 Scenarios,” in *Proc. HICSS*, Hawaii, USA, 2016, pp. 3928–3937.

[3] S. Wang, J. Wan, D. Zhang, D. Li, and C. Zhang, “Towards smart factory for industry 4.0: a self-organized multi-agent system with big data based feedback and coordination,” *Comput. Networks*, vol. 101, pp. 158–168, Jan. 2016.

[4] R. Drath and A. Horch, “Industrie 4.0: Hit or Hype?,” *IEEE Ind. Electron. Mag.*, vol. 8, no. 2, pp. 56–58, Jun. 2014.

[5] Q. Zhang, C. Zhu, L. T. Yang, Z. Chen, L. Zhao, and P. Li, “An Incremental CFS Algorithm for Clustering Large Data in Industrial Internet of Things,” *IEEE Trans. Ind. Informatics*, vol. 13, no. 3, pp. 1193–1201, Jun. 2017.

[6] P. Lade, R. Ghosh, and S. Srinivasan, “Manufacturing Analytics and Industrial Internet of Things,” *IEEE Intell. Syst.*, vol. 32, no. 3, pp. 74–79, May 2017.

[7] International Data Corporation, “Worldwide Semiannual Internet of Things Spending Guide,” IDC, Framingham, MA, USA, Tech. Rep. 2017.

[8] Y. Liao, F. Deschamps, E. R. Loures, and L. P. Ramos, “Past, present and future of Industry 4.0 - a systematic literature review and research agenda proposal,” *Int. J. Prod. Res.*, vol. 55, no. 12, pp. 3609–3629, 2017.

[9] J. H. Kim, “A Review of Cyber-Physical System Research Relevant to the Emerging IT Trends: Industry 4.0, IoT, Big Data, and Cloud Computing,” *J. Ind. Integr. Manag.*, vol. 2, no. 3, p. 1750011, Sep. 2017.

[10] S. Li, L. D. Xu, and S. Zhao, “5G Internet of Things: A Survey,” *J. Ind. Inf. Integr.* In Press, Accepted Manuscript, Feb. 2018.

[11] F. Liu, C. W. Tan, E. T. K. Lim, and B. Choi, “Traversing knowledge networks: an algorithmic historiography of extant literature on the Internet of Things (IoT),” *J. Manag. Anal.*, vol. 4, no. 1, pp. 3–34, 2017.

[12] L. A. Curry, I. M. Nembhard, and E. H. Bradley, “Qualitative and Mixed Methods Provide Unique Contributions to Outcomes Research,” *Circulation*, vol. 119, no. 10, pp. 1442–1452, Mar. 2009.

[13] C. Pickering and J. Byrne, “The benefits of publishing systematic quantitative literature reviews for PhD candidates and other early-career researchers,” *High. Educ. Res. Dev.*, vol. 33, no. 3, pp. 534–548, 2014.

[16] ATLAS.ti, “ATLAS.ti Quantitative Data Analysis.” 2017. [Online]. Available: <http://www.atlasti.com/>.

[17] Scimago, “Scimago Journal & Country Rank,” 2017. [Online]. Available: <http://www.scimagojr.com/>.

[19] W3C, “OWL 2 Web Ontology Language,” 2012. [Online]. Available: <http://www.w3.org/TR/owl2-overview/>.

[20] Industrial Internet Consortium, “The Industrial Internet of Things Volume G5: Connectivity Framework,” IIC, Needham, MA, USA, Tech. Rep. 2017.

[21] German Electrical and Electronic Manufacturers’ Association, “The Reference Architectural Model Industrie 4.0 (RAMI 4.0),” ZVEI, Frankfurt, Germany, Tech. Rep. 2015.

[22] Office of Management and Budget, “North American Industry Classification System,” OMB, Washington, D.C., USA, Tech. Rep. 2017.

[23] J. Wang, “RFID as a key enabler of the internet of things: localization and communication,” Ph.D dissertation, Dept. Elect. Eng. and Comput. Sci., Massachusetts Institute of Technology, Cambridge, USA, 2014.

[24] T. Watteyne, P. Tuset-Peiro, X. Vilajosana, S. Pollin, and B. Krishnamachari, “Teaching Communication Technologies and Standards for the Industrial IoT? Use 6TiSCH!,” *IEEE Commun. Mag.*, vol. 55, no. 5, pp. 132–137, May 2017.

[25] S. Sciancalepore, M. Vučinić, G. Piro, G. Boggia, and T. Watteyne, “Link-layer security in TSCH networks: effect on slot duration,” *Trans. Emerg. Telecommun. Technol.*, vol. 28, no. 1, p. e3089, Jan. 2017.

[26] T. Chang, T. Watteyne, X. Vilajosana, and Q. Wang, “CCR: Cost-aware cell relocation in 6TiSCH networks,” *Trans. Emerg. Telecommun. Technol.*, p. e3211, Jul. 2017.

[27] M. Domingo-Prieto, T. Chang, X. Vilajosana, and T. Watteyne, “Distributed PID-Based Scheduling for 6TiSCH Networks,” *IEEE Commun. Lett.*, vol. 20, no. 5, pp. 1006–1009, May 2016.

[28] T. Chang, T. Watteyne, K. Pister, and Q. Wang, “Adaptive synchronization in multi-hop TSCH networks,” *Comput. Networks*, vol. 76, pp. 165–176, Jan. 2015.

[29] D. Dujovne, T. Watteyne, X. Vilajosana, and P. Thubert, “6TiSCH: deterministic IP-enabled industrial internet (of things),” *IEEE Commun. Mag.*, vol. 52, no. 12, pp. 36–41, Dec. 2014.

[30] S. Sciancalepore, G. Piro, G. Boggia, and G. Bianchi, “Public Key Authentication and Key Agreement in IoT Devices With Minimal Airtime Consumption,” *IEEE Embed. Syst. Lett.*, vol. 9, no. 1, pp. 1–4, Mar. 2017.

[31] D. Striccoli, G. Boggia, and L. A. Grieco, “A Markov Model for Characterizing IEEE 802.15.4 MAC Layer in Noisy Environments,” *IEEE Trans. Ind. Electron.*, vol. 62, no. 8, pp. 5133–5142, Aug. 2015.

[32] M. R. Palattella, N. Accettura, L. A. Grieco, G. Boggia, M. Dohler, and T. Engel, “On Optimal Scheduling in Duty-Cycled Industrial IoT Applications Using IEEE802.15.4e TSCH,” *IEEE Sens. J.*, vol. 13, no. 10, pp. 3655–3666, Oct. 2013.

[33] C. Zhai, Z. Zou, Q. Chen, L. D. Xu, L. R. Zheng, and H. Tenhunen, “Delay-aware and reliability-aware contention-free MF-TDMA protocol for automated RFID monitoring in industrial IoT,” *J. Ind. Inf. Integr.*, vol. 3, pp. 8–19, 2016.

[34] J. Mao, Q. Zhou, M. D. Sarmiento, J. Chen, P. Wang, F. Jonsson, L. D. Xu, L.R. Zheng, and Z. Zou, “A hybrid reader transceiver design for industrial internet of things,” *J. Ind. Inf. Integr.*, vol. 2, pp. 19–29, 2016.

[35] L. D. Xu, W. He, and S. Li, “Internet of Things in Industries: A Survey,” *IEEE Trans. Ind. Informatics*, vol. 10, no. 4, pp. 2233–2243, Nov. 2014.

[36] S. S. Soliman and B. Song, “Fifth generation (5G) cellular and the network for tomorrow: cognitive and cooperative approach for energy savings,” *J. Netw. Comput. Appl.*, vol. 85, pp. 84–93, 2017.

[37] K. Lin, W. Wang, Y. Bi, M. Qiu, and M. M. Hassan, “Human localization based on inertial sensors and fingerprints in the Industrial Internet of Things,” *Comput. Networks*, vol. 101, pp. 113–126, Jun. 2016.

[38] Y. Wang, P. Zeng, H. Yu, Y. Zhang, and X. Wang, “Energy tree dynamics of smart grid based on industrial internet of things,” *Int. J. Distrib. Sens. Networks*, vol. 10, no. 4, pp. 2233–2243, 2013.

[39] D. Wu, S. Liu, L. Zhang, J. Terpenny, R. X. Gao, T. Kurfess, and J. A. Guzzo, “A fog computing-based framework for process monitoring and prognosis in cyber-manufacturing,” *J. Manuf. Syst.*, vol. 43, pp. 25–34, 2017.

[40] S. Mayer, J. Hodges, D. Yu, M. Kritzler, and F. Michahelles, “An Open Semantic Framework for the Industrial Internet of Things,” *IEEE Intell. Syst.*, vol. 32, no. 1, pp. 96–101, Jan. 2017.

[41] S. Jabbar, M. Khan, B. N. Silva, and K. Han, “A REST-based industrial web of things’ framework for smart warehousing,” *J. Supercomput.*, pp. 1–15, Dec. 2016.

[42] Y. Chen, G. M. Lee, L. Shu, and N. Crespi, “Industrial internet of things-based collaborative sensing intelligence: Framework and research challenges,” *Sensors (Switzerland)*, vol. 16, no. 2, 2016.

[43] K. Oku, K. Okada, and H. Miyatsuji, “NEC industrial IoT - Building the foundation for next-generation monozukuri,” *NEC Tech. J.*, vol. 10, no. 1, pp. 23–27, 2015.

[44] L. Ascorti, S. Savazzi, G. Soatti, M. Nicoli, E. Sisinni, and S. Galimberti, “A Wireless Cloud Network Platform for Industrial Process Automation:

Critical Data Publishing and Distributed Sensing,” *IEEE Trans. Instrum. Meas.*, vol. 66, no. 4, pp. 592–603, Apr. 2017.

[45] S. Pinto, T. Gomes, J. Pereira, J. Cabral, and A. Tavares, “IIoTEED: An Enhanced, Trusted Execution Environment for Industrial IoT Edge Devices,” *IEEE Internet Comput.*, vol. 21, no. 1, pp. 40–47, Jan. 2017.

[46] G. Gardašević, M. Veletić, N. Maletić, D. Vasiljević, I. Radusinović, S. Tomović, and M. Radonjić, “The IoT Architectural Framework, Design Issues and Application Domains,” *Wirel. Pers. Commun.*, vol. 92, no. 1, pp. 127–148, Jan. 2017.

[47] K. Wang, Y. Wang, Y. Sun, S. Guo, and J. Wu, “Green Industrial Internet of Things Architecture: An Energy-Efficient Perspective,” *IEEE Commun. Mag.*, vol. 54, no. 12, pp. 48–54, Dec. 2016.

[48] W. Steiner and S. Poledna, “Fog computing as enabler for the Industrial Internet of Things,” *e i Elektrotechnik und Informationstechnik*, vol. 133, no. 7, pp. 310–314, Nov. 2016.

[49] C. Lesjak, N. Druml, R. Maticsek, T. Rupprechter, and G. Holweg, “Security in industrial IoT – quo vadis?,” *e i Elektrotechnik und Informationstechnik*, vol. 133, no. 7, pp. 324–329, Nov. 2016.

[50] I. Ungurean, N. C. Gaitan, and V. G. Gaitan, “A Middleware Based Architecture for the Industrial Internet of Things,” *KSII Trans. Internet Inf. Syst.*, vol. 10, no. 7, pp. 2874–2891, Jul. 2016.

[51] A. Ismail and W. Kastner, “Vertical integration in industrial enterprises and distributed middleware,” *Int. J. Internet Protoc. Technol.*, vol. 9, no. 2–3, pp.79–89, 2016.

[52] T. Zhu, S. Dhelim, Z. Zhou, S. Yang, and H. Ning, “An architecture for aggregating information from distributed data nodes for industrial internet of things,” *Comput. Electr. Eng.*, vol. 58, pp. 337–349, 2017.

[53] M. Deruyck, J. Hoebeke, E. De Poorter, E. Tanghe, I. Moerman, P. Demeester, L. Martens, and W. Joseph, “Intelligent TDMA heuristic scheduling by taking into account physical layer interference for an industrial IoT environment,” *Telecommun. Syst.*, pp. 1–13, 2017.

[54] F. Civerchia, S. Bocchino, C. Salvadori, E. Rossi, L. Maggiani, and M. Petracca, “Industrial Internet of Things Monitoring Solution for Advanced Predictive Maintenance Applications,” *J. Ind. Inf. Integr.*, pp. 4–12, 2017.

[55] M. Gewohn and B. Grimm, “IIoT in vehicle assembly,” - *Autom.*, vol. 64, no. 9, pp. 758–764, 2016.

[56] C. Ji, Q. Shao, J. Sun, S. Liu, L. Pan, L. Wu, and C. Yang, “Device Data Ingestion for Industrial Big Data Platforms with a Case Study,” *Sensors*, vol. 16, no. 3, p. 279, Feb. 2016.

[57] R. Sanchez-Iborra and M. D. Cano, “State of the Art in LP-WAN Solutions for Industrial IoT Services,” *Sensors*, vol. 16, no. 5, p. 708, May 2016.

[58] A. Costanzo and D. Masotti, “Energizing 5G: Near- and Far-Field Wireless Energy and Data Transfer as an Enabling Technology for the 5G IoT,” *IEEE Microw. Mag.*, vol. 18, no. 3, pp. 125–136, May 2017.

[59] C. Arnold, D. Kiel, and K. I. Voigt, “How the industrial internet of things changes business models in different manufacturing industries,” *Int. J. Innov. Manag.*, vol. 20, no. 8, p. 1640015, Dec. 2016.

[60] M. Kumar, G. Graham, P. Hennelly, and J. S. Srail, “How will smart city production systems transform supply chain design: a product-level investigation,” *Int. J. Prod. Res.*, vol. 54, no. 23, pp. 7181–7192, 2016.

[61] G. Beier, S. Niehoff, T. Ziems, and B. Xue, “Sustainability aspects of a digitalized industry – A comparative study from China and Germany,” *Int. J. Precis. Eng. Manuf. Technol.*, vol. 4, no. 2, pp. 227–234, Apr. 2017.

[62] A. Cipriani and J. Geddes, “Comparison of systematic and narrative reviews: the example of the atypical antipsychotics,” *Epidemiol. Psychiatr. Soc.*, vol. 12, no. 3, pp. 146–153, Sep. 2003.

[63] E. T. Rother, “Systematic Literature Review x Narrative Review,” *Acta Paul. Enferm.*, vol. 20, no. 2, Jun. 2007.

[64] P. C. Evans and M. Annunziata, “Industrial Internet: Pushing the Boundaries of Minds and Machines,” Boston, MA, USA, Tech, Rep. Nov. 2012.

[65] Industrial Internet Consortium, “Industrial Internet Consortium.” 2017 [Online]. Available: <http://www.iiconsortium.org/index.htm>.

[66] F. Wang and F. He, “Study of Hoist Perception System Based on IOT Technology,” in *Proc. WISM*, Sanya, China, 2010, pp. 357–360.

[67] D. Hofmann, R. Margull, P. G. Dittrich, and E. Dütsch, “Smartphone Green Vision at Dawn of Industry 4.0,” *Adv. Mater. Res.*, vol. 403–408, pp. 4079–4083, Nov. 2012.

[68] S. B. Yaala, F. Théoleyre, and R. Bouallegue, “Cooperative resynchronization to improve the reliability of colocated IEEE 802.15.4 -TSCH networks in dense deployments,” *Ad Hoc Networks*, vol. 64, pp. 112–126, Sep. 2017.

[69] J. M. Winter, I. Muller, G. Soatti, S. Savazzi, M. Nicoli, L. B. Becker, J. C. Netto, and C. E. Pereira, “Wireless Coexistence and Spectrum Sensing in Industrial Internet of Things: An Experimental Study,” *Int. J. Distrib. Sens. Networks*, vol. 11, no. 11, p. 627083, Nov. 2015.

[70] J. Wang and J. Zeng, “Performance analysis on the TMN-scheduling algorithm for industrial internet of things,” *Int. J. Radio Freq. Identif. Technol. Appl.*, vol. 3, no. 4, p. 231, 2011.

[71] Y. Chen, G. Guo, Y. Hu, B. Ning, and W. Wang, “Spindle and workpiece information collecting for industrial internet of things,” *ICIC Express Lett.*, vol. 5, no. 2, pp. 455–459, 2011.


[72] S. M. Laudien and B. Daxböck, “The Influence Of The Industrial Internet Of Things On Business Model Design: A Qualitative-Empirical Analysis,” *Int. J. Innov. Manag.*, vol. 20, no. 8, p. 1640014, Dec. 2016.

[73] L. Song, K. K. Chai, Y. Chen, J. Schormans, J. Loo, and A. Vinel, “QoS-Aware Energy-Efficient Cooperative Scheme for Cluster-Based IoT Systems,” *IEEE Syst. J.*, vol 11, no. 3, pp. 1447–1455, Sep. 2017.

[74] J. H. Kwon, H. H. Lee, Y. Lim, and E. J. Kim, “Dominant Channel Occupancy for Wi-Fi Backscatter Uplink in Industrial Internet of Things,” *Appl. Sci.*, vol. 6, no. 12, p. 427, Dec. 2016.

[75] C. H. Chen, M. Y. Lin, and X. C. Guo, “High-performance fieldbus application-specific integrated circuit design for industrial smart sensor networks,” *J. Supercomput.*, pp. 1–19, 2017.

[76] L. D. Xu, E. L. Xu, and L. Li, “Industry 4.0: state of the art and future trends,” *Int. J. Prod. Res.* In Press, Accepted Manuscript, Mar. 2018.



Technology (HIT) in 2010. He obtained his Bachelor degree in Software Engineering from HIT in 2008.



Education Chair of the International Society of Automation (ISA, District South America, Section Curitiba, Brazil).



current president of the Brazil section of the American Society for Engineering Management (ASEM).

Yongxin Liao is a Post-Doc researcher at PPGEPS, PUCPR. He obtained his PhD degree in Automation, Signal and Image Processing, Computer Engineering from the University of Lorraine in 2013. He obtained his dual Master degrees in Automation, Production and Signal & Software Engineering from the University of Bordeaux 1 & the Harbin Institute of

Eduardo de Freitas Rocha Loures is an associate professor at PPGEPS, PUCPR. He received his Bachelor degree in Electrical Engineering from the Federal Technological University of Paraná, his Master degree in Informatics from PURPR, and his PhD in Industrial Systems from the Laboratory for Analysis and Architecture of Systems, University of Toulouse. He is from 2010 the

Fernando Deschamps is an associate professor at PPGEPS, PUCPR. He received his PhD degree in Industrial and Systems Engineering from PUCPR (2013) and holds a Master degree in Electrical Engineering from the Federal University of Santa Catarina (UFSC, 2004). He also holds a Bachelor degree in Control and Automation Engineering from UFSC (2002). He is the